Blue Bayou Golf and Fishing Club

Set in Louisiana Bayou

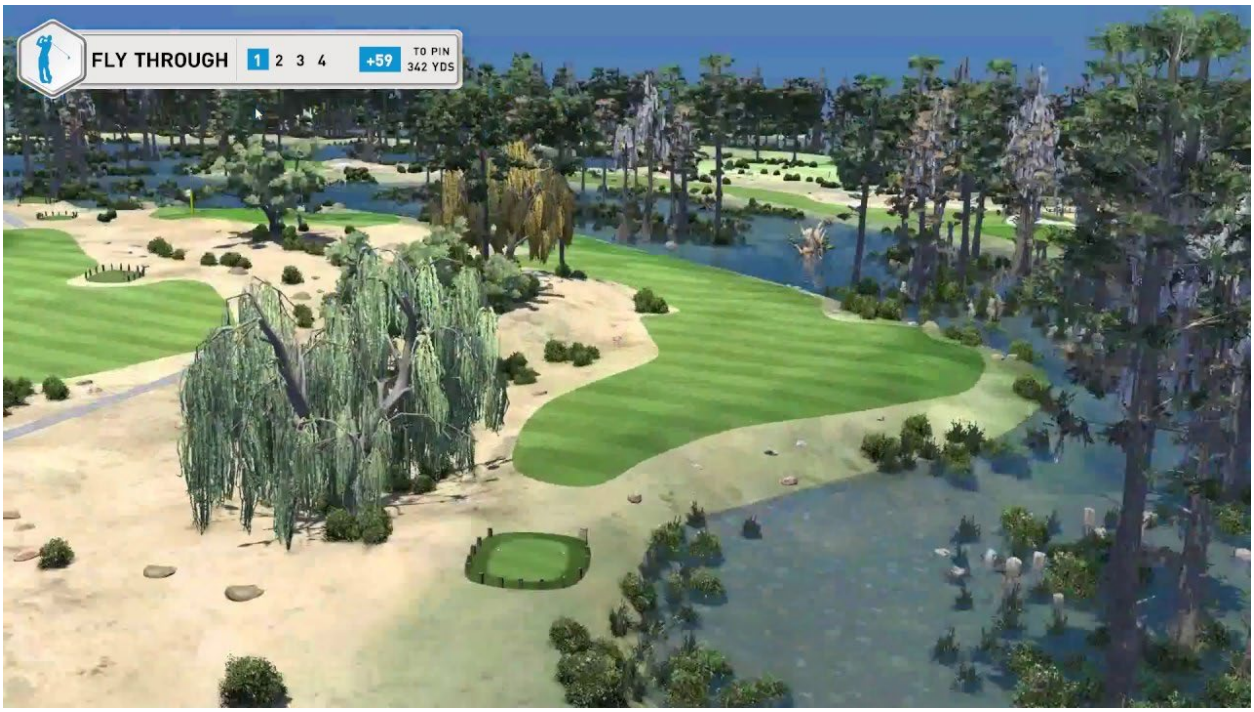

Scorecard

HOLE	1	2	3	4	5	6	7	8	9	OUT	10	11	12	13	14	15	16	17	18	IN	TOT	HCP	NET
BLUE	350	133	330	378	162	461	114	427	403	2752	169	404	344	150	262	420	543	196	429	2914	5666		
WHITE	336	110	311	314	125	458	106	376	386	2516	139	375	309	145	252	394	516	166	356	2647	5163		
YELLOW	294	70	276	273	96	368	68	299	321	2061	105	268	245	118	218	331	478	130	298	2186	4247		
HANDICAP	7	15	5	9	13	11	17	3	1		16	6	14	18	2	8	12	10	4				
PLAYER 1										0										0	0	0	0
PLAYER 2										0										0	0	0	0
PAR	4	3	4	4	3	4	3	4	4	33	3	4	4	3	4	4	5	3	4	34	67		
PLAYER 3										0										0	0	0	0

Broken Tree

Set in

Scorecard

Butterfield Country Club

Oakbrook, Illinois

Established during the 1920's "Golden Age of Golf," Butterfield Country Club offers a truly unique experience. Take on the Blue and White nines, which features long fairways and strategic bunkers.

Scorecard

Blue Course

BLACK	412	379	433	229	570	170	547	428	458	3626	
BLUE	390	363	408	213	563	170	520	400	426	3453	
WHITE	369	348	369	182	526	156	484	377	400	3211	
GOLD	339	320	344	150	473	135	456	355	362	2934	
RED	306	284	316	127	473	124	410	325	308	2673	
MENS PAR	4	4	4	3	5	3	5	4	4	36	
HCP FRONT	3	13	5	15	11	9	17	7	1		
HCP BACK	4	14	6	16	12	10	18	8	2		
HOLE	1	2	3	4	5	6	7	8	9	IN	TOT
LADIES PAR	4	4	4	3	5	3	5	4	4	36	
HCP FRONT	3	15	5	17	1	13	7	9	11		
HCP BACK	4	16	6	18	2	14	8	10	12		

White Course

BLACK	527	193	395	445	430	201	406	396	490	3483	
BLUE	519	185	395	409	405	173	396	388	457	3327	
WHITE	484	160	377	372	386	148	377	356	427	3087	
GOLD	447	131	278	336	367	136	363	320	399	2777	
RED	447	111	278	269	332	121	320	308	383	2569	
MENS PAR	5	3	4	4	4	3	4	4	4	35	
HCP FRONT	11	17	7	5	1	15	9	13	3		
HCP BACK	12	18	8	6	2	16	10	14	4		
HOLE	1	2	3	4	5	6	7	8	9	IN	TOT
LADIES PAR	5	3	4	4	4	3	4	4	5	36	
HCP FRONT	1	17	7	3	5	15	11	9	13		
HCP BACK	2	18	8	4	6	16	12	10	14		

Carnoustie

Carnoustie, Scotland

"A Monster" - this is the term most associated with Carnoustie Golf Links. With intimidating features like the Barry Burn and Hogan's Alley, there is a reason why this seven-time hosted Open Championship club is universally acknowledged as the most difficult course in Scotland.

Scorecard

COMPETITION			DATE					Please indicate which tee used	Slope Rating
Player A							H/C	PAR 72 SSS 75	139
Player B							H/C	PAR 70 SSS 74	135
Player C							H/C		
Player D							H/C	PAR 70 SSS 71	130

Hole	Visitor's Timing YellowTees	Hole Names	Yards	Yards	Yards	Par	Stroke Index	Score A	B	C	D
1	0'14	Cup	401	389	364	4	10				
2	0'28	Gulley	435	407	382	4	4				
3	0'40	Jockie's Burn	351	331	318	4	14				
4	0'53	Hillocks	375	364	358	4	16				
5	1'06	Brae	387	369	350	4	12				
6	1'22	Hogan's Alley	520	500	485	5	2				
7	1'34	Plantation	394	373	350	4	8				
8	1'44	Short	167	157	133	3	18				
9	1'56	Railway	413	416	402	4	6				
			3443	3306	3142	36	OUT				
PLEASE AVOID SLOW PLAY AT ALL TIMES											
10	2'12	South America	446	417	332	4	3				
11	2'24	John Philp	362	351	330	4	15				
12	2'34	Southward Ho	479	407	395	5 (4)	9				
13	2'44	Whins	161	141	118	3	17				
14	2'59	Spectacles	476	459	440	5 (4)	1				
15	3'13	Lucky Slap	459	437	418	4	7				
16	3'28	Barry Burn	245	235	212	3	13				
17	3'42	Island	433	421	374	4	5				
18	4'13	Home	444	421	383	4	11				
			3505	3289	3002	36 (34)	IN				
			3443	3306	3142	36	OUT				
			6948	6595	6144	72 (70)	TOTAL				
							HANDICAP				
							NETT				

Marker's Signature ..... Player's Signature .....

CARNOUSTIE GOLF LINKS
CHAMPIONSHIP COURSE
LADIES' SCORE CARD
PLEASE AVOID SLOW PLAY

COMPETITOR
COMPETITION
DATE
HANDICAP

		Markers Score	Yds	Par	S.I.	Player A	Player B	Player C
1	Cup		364	4	9			
2	Gulley		382	4	3			
3	Jockie's Burn		301	4	11			
4	Hillocks		358	4	7			
5	Brae		350	4	5			
6	Hogan's Alley		485	5	1			
7	Plantation		350	4	15			
8	Short		133	3	17			
9	Railway		402	5	13			
			3125	37	Out			

		Markers Score	Yds	Par	S.I.	Player A	Player B	Player C
10	South America		332	4	8			
11	Dyke		330	4	14			
12	Southward Ho		395	4	4			
13	Whins		118	3	16			
14	Spectacles		440	5	2			
15	Lucky Slap		418	5	12			
16	Barry Burn		212	4	18			
17	Island		374	4	6			
18	Home		383	4	10			
			3002	37	In			
			3125	37	Out			
			6127	74	Tot			
					Hcp			
					Net			

MARKER
PLAYER
S.S.S. 77
Slope Rating 140

Celtic Manor Resort

Newport, Wales

The first course to be specifically built to host the Ryder Cup in 2010, Celtic Manor is rich with risk-and-reward opportunities for even the most skilled of golfers. The course's first few holes have a very links-like feel, while the rest of the course brings out a host of challenges along the lake.

Scorecard

20 10 the Twenty Ten

RYDER CUP 1927 2010 CELTIC MANOR

- Please adhere to the pace of play guidelines as outlined on this scorecard.
- Please keep up with the group in front, if a quicker group is behind, please let them through.
- Repair all pitchmarks.
- Replace divots.
- Rake all bunkers after use and leave all rakes inside the bunker.
- Tailored shorts are permitted. Jeans, Tracksuits and T-Shirts are not permitted on the course. Smart casual wear is acceptable in the Clubhouse area.
- When a decision has been made to close the course due to adverse weather conditions, a continuous blast will be heard from the hooter.
- If the hooter is sounded all players must stop play and leave the course immediately.
- In the event of an emergency please contact Golf Services on 01633 410430.

Competition																							
Date											Time					H/Cap		Strokes Received					
Player A																							
Player B																							
Player C																							
Player D																							
Pace of Play	0:18	0:38	0:52	1:09	1:26	1:42	1:55	2:10	2:29		2:42	3:02	3:18	3:31	3:46	4:01	4:18	4:30	4:50				
Hole	1	2	3	4	5	6	7	8	9	Out	10	11	12	13	14	15	16	17	18	In	Total	H'cap	Nett
Blue Tees	465	610	189	461	457	452	213	439	666	3952	210	562	458	189	413	377	508	211	613	3541	7493		
White Tees	440	575	176	442	433	422	182	411	580	3661	180	560	436	169	381	379	477	190	575	3347	7008		
Yellow Tees	411	543	165	414	399	394	175	378	570	3449	144	537	408	155	365	359	445	163	545	3121	6570		
Par	4	5	3	4	4	4	3	4	5	36	3	5	4	3	4	4	4	3	5	35	71		
Stroke Index	11	3	13	15	1	7	17	9	5		18	8	4	14	2	12	6	16	10				
A																							
B																							
C																							
D																							
W=+ L=- H=0 Points																							
Red Tees	368	469	142	363	369	320	113	331	512	2987	109	474	334	123	331	281	393	137	485	2667	5654		
Par	4	5	3	4	4	4	3	4	5	36	3	5	4	3	4	4	4	3	5	35	71		
Stroke Index	13	5	11	15	1	7	17	9	3		18	8	4	14	2	12	6	16	10				
Marker																							

SSS 77
SSS 75
SSS 73
SSS 73

Stableford Points or Par Result

Marker's Signature

Player's Signature

BlueGolf

Cog Hill Golf and Country Club

Lemont, Illinois

Voted by Golf Digest as one of "America's 100 greatest public golf courses," Cog Hill places a high demand on shot-making ability by providing tight landing areas combined with heavily bunkered undulating greens. See if you have what it takes to play this championship course.

Scorecard

COG HILL #4 DUBSDREAD

Hole	1	2	3	4	5	6	7	8	9	Out
Black	458	224	443	462/449	507	240	431/419	379	613	3757
Gold	442	208	427	427	495	216	399	360	600	3574
Blue	425	182	407	397	479	194	385	341	586/569	3396
White	407	161	389	367	463	173	363	319	550	3192
Green	385	158	386	348	433	137	304	316	521	2988
Forward	382	141	308	285	414	117	277	296	486	2706
Par	4	3	4	4	4/5	3	4	4	5	35/36
Handicap	9	17	7	5	3	15	11	13	1	

Hole	10	11	12	13	14	15	16	17	18	In	Tot	Hcp	Net
Black	383	607/592	216	480	215	523	456/446	423	494/477	3797	7554		
Gold	369	565	202	446	194	509	419	407	459	3570	7144		
Blue	353	547	194	383	184	482	381	399	431	3354	6750		
White	336	525	178	371	174	462	362	381	401	3190	6382		
Green	333	483	154	368	171	425	359	378	374	3045	6033		
Forward	306	436	151	312	108	410	342	299	371	2735	5441		
Par	4	5	3	4	3	5	4	4	4	36	71/72		
Handicap	14	2	18	6	16	4	10	12	8				

USGA Rules Govern All Play

Scorer: _____ Attest: _____ Date: _____

BlueGolf

Congressional Country Club

Bethesda, Maryland

Considered among the best 100 courses in the United States, this four-time major championship hosted club features tight tree-lined fairways, rolling terrain, and wide challenging greens.

Scorecard

HOLE	1	2	3	4	5	6	7	8	9	OUT	10	11	12	13	14	15	16	17	18	IN	TOT	HCP	NET
BLUE	402	241	455	427	407	544	163	354	602	3592	217	507	415	197	454	439	579	437	466	3706	7298		
GOLD	378	215	418	414	383	488	140	345	544	3318	184	489	372	172	408	419	550	420	425	3435	6753		
WHITE	339	192	382	383	379	470	122	336	506	3105	159	464	346	156	338	397	515	394	383	3145	6250		
HANDICAP	11	15	7	1	9	5	17	13	3		16	10	12	18	4	2	6	8	14				
PLAYER 1										0										0	0	0	0
PLAYER 2										0										0	0	0	0
PLAYER 3										0										0	0	0	0
PAR	4	3	4	4	4	5	3	4	5	36	3	5	4	3	4	4	5	4	4	36	72		
PLAYER 4										0										0	0	0	0
PLAYER 5										0										0	0	0	0
RED	322	166	365	407	368	455	105	327	448	2959	102	458	340	137	332	400	446	375	379	2962	5921		
JUNIORS	317	163	360	402	363	450	102	322	443	2916	99	453	335	135	327	395	441	370	374	2924	5840		

Coeur D’Alene Resort Golf Course

Coeur D’Alene, Idaho

There is nothing ordinary about a round of golf at Coeur d'Alene. The breathtaking lake views from nearly every hole ease the tension as you approach golf's most iconic hole - The Floating Green. Discover a golf experience like no other in this Idaho gem.

Scorecard

HOLE	1	2	3	4	5	6	7	8	9	OUT	10	11	12	13	14	15	16	17	18	IN	TOT	HCP	NET
GOLD	524	476	157	314	131	173	422	436	600	3229	449	529	249	367	182	497	420	271	479	3438	6667		
BLUE	500	446	129	300	120	162	383	418	582	3032	439	512	207	328	168	470	409	266	459	3252	6284		
TAN	485	378	115	264	120	147	343	407	558	2811	411	490	183	303	148	461	397	253	439	3080	5891		
HANDICAP	7	3	17	5	13	15	11	9	1		6	2	14	12	10	16	8	18	4				
PLAYER 1										0										0	0	0	0
PLAYER 2										0										0	0	0	0
PLAYER 3										0										0	0	0	0
PAR	5	4	3	4	3	3	4	4	5	35	4	5	3	4	3	5	4	4	4	36	71		
PLAYER 4										0										0	0	0	0
PLAYER 5										0										0	0	0	0
COPPER	418	338	109	245	105	135	298	383	522	2550	347	458	159	284	144	409	322	239	405	2763	5313		
MAUVE	382	287	90	214	88	123	235	318	423	2156	250	400	140	174	101	379	312	213	334	2296	4452		

Trump National Doral – The Blue Monster

Miami, Florida

Test your skills where the pros play! Renowned for its rich history, the Blue Monster is a challenge you must take on yourself. Featuring a series of strategically placed deep bunkers, long flowing fairways, undulating greens and deep, Bermuda rough, Doral Blue Monster requires both length and finesse to shoot a low score.

Scorecard

HOLE	1	2	3	4	5	6	7	8	9	OUT		10	11	12	13	14	15	16	17	18	IN	TOT	HCP	NET
BLACK	578	446	440	207	419	430	472	550	216	3758	PLAYER	608	428	600	245	475	153	340	430	473	3752	7510		
GOLD	559	381	404	196	402	416	442	528	207	3535		572	344	589	230	439	142	325	410	433	3484	7019		
BLUE	543	364	393	176	378	402	435	497	185	3373		560	326	573	210	418	133	313	386	406	3325	6698		
WHITE	528	348	361	159	354	382	420	469	180	3201		509	310	557	197	398	126	280	370	386	3133	6334		
RED	433	325	297	135	314	348	390	414	143	2799		418	285	490	172	305	117	252	289	336	2664	5463		
PACE OF PLAY	:17	:32	:47	1:00	1:15	1:30	1:45	2:02	2:15			2:32	2:47	3:04	3:17	3:32	3:45	4:00	4:15	4:30				
PAR	5	4	4	3	4	4	4	5	3	36		5	4	5	3	4	3	4	4	4	36	72		

Hinsdale Golf Club

Clarendon Hills, Illinois

Golfers of all skill levels can appreciate Hinsdale Golf Club's deep green fairways and demure bunkers. With small greens and numerous trees, accuracy takes top billing as the key for success on this challenging course, but make no mistake - there are several holes that will also demand some muscle.

Scorecard

Hole	1	2	3	4	5	6	7	8	9	Out	10	11	12	13	14	15	16	17	18	In	Total
Black	404	343	407	152	352	170	597	375	401	3,201	356	513	462	180	352	362	217	517	405	3,364	6,565
Gold	391	321	383	141	335	143	567	355	382	3,018	345	494	439	150	340	343	200	495	378	3,184	6,202
White	370	300	348	126	296	115	472	320	322	2,669	334	450	415	125	329	301	159	477	354	2,944	5,613
Red	324	273	298	120	286	103	463	309	305	2,481	286	440	403	117	259	291	148	428	305	2,677	5,158
Men's Handicap	6	8	12	18	10	16	2	14	4		13	3	1	17	9	15	7	5	11		
Men's Par	**4**	**4**	**4**	**3**	**4**	**3**	**5**	**4**	**4**	**35**	**4**	**5**	**4**	**3**	**4**	**4**	**3**	**5**	**4**	**36**	**71**
Women's Par	**4**	**4**	**4**	**3**	**4**	**3**	**5**	**4**	**4**	**35**	**4**	**5**	**5**	**3**	**4**	**4**	**3**	**5**	**4**	**37**	**72**
Women's Handicap	11	7	9	17	3	15	1	13	5		10	2	6	16	14	12	18	4	8		

Innisbrook Resort – Island Course

Palm Harbor, Florida

Just outside of Palm Harbor, Innisbrook Resort and Golf Club puts a premium on ball striking and shot making. Featuring tight fairways, intimidating water hazards, abundant bunkers, and extraordinary elevation changes, Innisbrook puts your skills to the test. See if you can go low on this championship course.

Scorecard

COURSE RATING / SLOPE

Men's
- Black 76.4/143
- Green 73.9/141
- White 70.9/135
- Red 67.6/126

Ladies'
- White 77.1/144
- Red 72.9/128

Innisbrook
A SALAMANDER GOLF & SPA RESORT

HOLE	1	2	3	4	5	6	7	8	9	OUT	10	11	12	13	14	15	16	17	18	IN	TOT	HCP	NET
	Right Turn	Lake Innisbrook	Egret Trail	Lone Cypress	Breather	Cypress Tunnel	Island's Signature	Long Carry	Double Cross		Uphill Intimidation	Top of the Brook	Last Easy	Deception	Long and Lean	Rolling Five	Trapped	High Anxiety	The Island				
Black	405	525	455	205	385	430	570	230	430	3635	475	530	370	205	450	570	470	230	375	3675	7310		
Green	370	505	430	180	365	395	540	195	390	3370	435	506	355	185	430	530	450	190	365	3446	6816		
White	350	475	405	165	355	360	510	160	360	3140	400	425	345	160	405	480	420	165	340	3140	6280		
Handicap	13	5	3	17	11	7	1	15	9		6	4	14	18	10	8	2	16	12				
Par	4	5	4	3	4	4	5	3	4	36	4	5	4	3	4	5	4	3	4	36	72		
Red	320	440	350	130	310	325	470	130	330	2805	300	370	300	120	375	450	390	110	295	2710	5515		
Handicap	11	7	3	17	13	9	1	15	5		6	4	14	16	12	8	2	18	10				

Scorer: Attest: Date:

Kingsbarns Golf Links

Kingsbarns, Scotland

Nestled into the gorgeous coastline of Scotland's North Sea and just a few miles from St. Andrews, Kingsbarns will truly put your skills to the test. Every hole on the 1.8-mile stretch of traditional links-style course is located on the water, showcasing its beauty - and challenge - at every turn.

Scorecard

KINGSBARNS LINKS - ST ANDREWS

Hole	White	Par	Yellow	Par	Stroke Index	Red	Par	Stroke Index
1	395	4	370	4	7	294	4	13
2	165	3	165	3	13	136	3	9
3	471	5	471	5	11	417	5	15
4	365	4	365	4	5	298	4	3
5	350	4	350	4	9	298	4	7
6	318	4	287	4	15	241	4	11
7	436	4	421	4	1	369	4	1
8	154	3	132	5	17	89	3	17
9	536	5	500	3	3	460	5	5
OUT	**3190**	**36**	**3061**	**36**		**2602**	**36**	
10	373	4	353	4	14	265	4	14
11	425	4	369	4	8	324	4	10
12	566	5	538	5	2	442	5	2
13	135	3	123	3	18	113	3	12
14	335	4	307	4	16	284	4	18
15	185	3	151	3	10	10	3	6
16	504	5	481	5	12	377	5	16
17	432	4	408	4	6	334	4	8
18	414	4	383	4	4	320	4	4
IN	**3369**	**36**	**3113**	**36**		**2569**	**36**	
OUT	**3190**	**36**	**3061**	**36**		**2602**	**36**	
TOTAL	**6559**	**72**	**6174**	**72**		**5171**	**72**	

La Tempete Golf Club

Levis, Quebec

Translated from French, "The Storm" offers a most stunning golf experience. Players will enjoy La Tempete's tricky ponds and sand, and will also experience what many consider the most beautiful par-5 in Quebec. But be forewarned - play La Tempete's down-sloped fairways carefully. With a little wind, they become much trickier than they seem!

Scorecard

Évaluation / Slope:
Noir: 74.9 / 137 **Bleu:** 72.6 / 133 **Blanc:** 69.8 / 122 **Jaune:** 73.0 / 130 **Rouge:** 70.5 / 124

Trou	1	2	3	4	5	6	7	8	9	Aller	INITIALES	10	11	12	13	14	15	16	17	18	Retour	Total	Hcp	Net
Noir	452	432	515	391	173	432	242	398	540	3575		498	214	590	426	510	198	469	179	544	3628	7203		
Bleu	415	414	483	365	173	416	200	378	519	3363		444	182	565	395	470	169	432	159	522	3338	6701		
Blanc	370	386	459	341	147	388	180	352	483	3106		400	168	540	364	452	155	394	133	476	3082	6188		
Jaune	336	354	449	293	124	352	146	325	446	2825		370	137	494	353	425	134	384	119	466	2882	5707		
Rouge	309	326	422	257	92	323	146	296	411	2582		343	137	463	315	379	126	366	119	450	2698	5280		
Normale	4	4	5	4	3	4	3	4	5	36		4	3	5	4	5	3	4	3	5	36	72		
Hcp Hommes	9	3	17	7	15	1	11	5	13			2	6	8	18	12	10	4	16	14				
Hcp Femmes	5	3	11	13	17	1	9	7	15			4	10	8	6	12	18	2	16	14				

La Jolla (Torrey Pines Golf Course)

La Jolla, California

Perched above the cliffs overlooking the Pacific Ocean, La Jolla Pines is one of California's most iconic golfing destinations. Featuring long flowing fairways, undulating greens, and ever-changing winds, La Jolla Pines demands your full attention on every shot.

Scorecard

HOLE	1	2	3	4	5	6	7	8	9	OUT	PLAYER	10	11	12	13	14	15	16	17	18	IN	TOT	HCP	NET	ADJ
Black Permission Only	450	389	200	488	454	560	462	176	614	3793		416	221	504	619	437	478	227	442	570	3914	7707			
Taupe	445	363	159	467	405	530	445	163	538	3515		375	204	462	523	419	397	209	422	525	3536	7051			
Green	419	329	142	448	394	499	424	155	510	3320		348	187	443	504	391	359	178	400	498	3308	6628			
Gold	373	319	144	423	382	452	387	146	459	3085		311	167	413	488	359	334	151	378	467	3068	6153			
Silver	364	283	105	388	325	427	378	92	432	2794		297	105	393	407	277	288	142	347	417	2673	5467			
Your position on the course is directly behind the group in front of you. Play Ready Golf.																									
Match +/-																									
Par	4	4	3	4	4	5	4	3	5	36		4	3	4	5	4	4	3	4	5	36	72			
Handicap M	5	15	13	3	11	9	1	17	7			16	14	2	6	8	12	18	4	10					
Handicap W	7	13	15	9	11	1	5	17	3			10	18	2	6	14	16	12	8	4					

Linfield National Golf Club

Linfield, Pennsylvania

Scorecard

Hole		1	2	3	4	5	6	7	8	9	Out	10	11	12	13	14	15	16	17	18	In	Tot
Blue	69.8/123	410	500	167	542	405	356	153	328	160	3021	393	129	492	420	140	325	440	590	415	3344	6365
White	68.1/118	396	494	146	528	390	347	140	322	150	2913	372	124	478	380	133	309	390	505	410	3101	6014
Gold	67.3/108	379	453	110	460	368	328	128	310	140	2676	341	105	442	348	92	285	340	490	360	2803	5479
Red	68.7/114	356	444	101	432	357	303	118	305	135	2551	328	111	426	330	87	242	231	430	355	2540	5091
Men's Par		4	5	3	5	4	4	3	4	3	35	4	3	5	4	3	4	4	5	4	36	71
Men's Hcp		7	5	15	1	3	13	17	11	9		12	18	6	10	16	14	8	2	4		
+/- FIX BALL MARKS																						
Pace of Play		:13	:16	:12	:16	:13	:13	:12	:13	:12	2:00	:13	:10	:16	:13	:12	:13	:13	:15	:15	2:00	4:00
Ladies' Par		4	5	3	5	4	4	3	4	3	35	4	3	5	4	3	4	4	5	4	36	71
Ladies' Hcp		9	3	17	1	7	13	15	11	5		12	18	2	6	16	14	10	4	8		

Merion Golf Club

Ardmore, Pennsylvania

Championship golf and champion golfers have been long intertwined with the mystique of Merion. Playing host to more USGA Championships than any course in America, Merion has been a part of some of golf's greatest moments. This legendary course continues to not only challenge the world's best, but identify them as well. See if you have what it takes!

Scorecard

MEN	Back 73.4/146	350	522	218	601	416	429	362	358	181/230	3437/3486	308	365	377	125	416	379	428	244	462	3104	6541/6590
	Middle 71.3/144 (70.5/142)	339	515	168	559	404	413	348	342	160	3248	291	348	351	115	396	358	407	205	407	2878	6126
	Forward 69.5/136	319	490	153	540	388	396	326	320	149	3081	269	328	321	106	370	334	349	199	389	2665	5746
	PAR	4	5	3	5	4	4	4	4	3	36	4	4	4	3	4	4	4	3	4	34	70
	STROKES	9	3	13	7	1	5	11	15	17		16	8	12	18	6	10	4	14	2		GROSS
Handicap For Event	HOLES	1	2	3	4	5	6	7	8	9	OUT	10	11	12	13	14	15	16	17	18	IN	TOTAL
WOMEN	STROKES	9	3	15	1	11	13	5	7	17		14	2	8	18	6	12	4	16	10		
	PAR	4	5	3	5	5	5	4	4	3	38	4	4	4	3	4	4	4	4	5	36	74
	Middle 77.4/151	339	515	168	559	404	413	348	342	160	3248	291	348	351	115	396	358	407	205	407	2878	6126
	Forward 75.2/147	319	490	153	540	388	396	326	320	149	3081	269	328	321	106	370	334	349	199	389	2665	5746

MERION GOLF CLUB *East Course* Player: _____ Scorer: _____

Oakmont

Plum, Pennsylvania

Introduced in 1903 by designer Henry Fownes, Oakmont Country Club has hosted more major Championships than any other course in the U.S., including eight United States Opens, five U.S. Amateurs, three PGA Championships, and two U.S. Women's Open. Perhaps the most difficult course in North America, Oakmont features 210 deep bunkers (personified by the Church Pews), hard and slick greens that slope away from the player, and tight fairways requiring the utmost precision.

Scorecard

HOLE	1	2	3	4	5	6	7	8	9	OUT	INITIAL	10	11	12	13	14	15	16	17	18	IN	TOT	HCP	NET
Blue 70.4/126	352	403	477	360	213	343	463	145	365	3121		481	352	384	173	384	537	145	399	403	3258	6379		
White 69.2/122	330	387	456	342	198	330	453	136	327	2959		469	335	375	147	371	521	127	381	374	3100	6059		
Yellow 67.1/118	298	321	424	326	170	302	443	122	296	2702		436	319	361	113	340	487	107	356	352	2871	5573		
Men's Hdcp	8	2	14	6	4	10	16	18	12			11	13	7	15	5	9	17	1	3				
Par	4	4	5	4	3	4	5	3	4	36		5	4	4	3	4	5	3	4	4	36	72		
Pace of Play	:14	:28	:43	:57	1:06	1:20	1:35	1:46	2:00			2:17	2:31	2:45	2:54	3:08	3:23	3:32	3:46	4:00				
WEST COURSE																								
White 74.3/129	330	387	456	342	198	330	453	136	327	2959		469	335	375	147	371	521	127	381	374	3100	6059		
Yellow 71.7/124	298	321	424	326	170	302	443	122	296	2702		436	319	361	113	340	487	107	356	352	2871	5573		
Women's Hdcp	12	14	4	6	16	10	2	18	8			3	11	13	15	9	1	17	5	7				
Forward	214	182	273	233	110	222	286	90	200	1810		309	221	201	97	202	337	67	237	238	1909	3719		

Scorer: © Golf ScoreCards, Inc. 02/2014 1-800-238-7967 Attest: Date:

Olympic Club

San Francisco, California

Once called "the best in the west" The Olympic Club is widely regarded as one of the best courses on the west coast. With forest-lined fairways and spectacular views of San Francisco, this five-time hosted U.S. Open Championship club provides golfers a unique golfing experience that no other club can provide.

Scorecard

HOLE	1	2	3	4	5	6	7	8	9	OUT	10	11	12	13	14	15	16	17	18	IN	TOT	HCP	NET
BLACK	533	418	233	430	457	439	294	201	439	3439	422	430	415	205	417	161	609	522	347	3522	6961		
BLUE	515	380	220	417	434	426	284	180	424	3273	395	414	399	187	402	147	579	491	334	3341	6614		
WHITE	500	367	203	396	420	415	263	166	382	3107	385	384	375	177	388	136	562	464	322	3189	6296		
HANDICAP	13	5	11	3	1	7	17	15	9		10	4	8	16	6	18	2	14	12				
PLAYER 1										0										0	0	0	0
PLAYER 2										0										0	0	0	0
PLAYER 3										0										0	0	0	0
PAR	4	4	3	4	4	4	4	3	4	34	4	4	4	3	4	3	5	5	4	36	70		
PLAYER 4										0										0	0	0	0
PLAYER 5										0										0	0	0	0
GREEN	455	286	178	296	328	380	241	152	350	2662	371	369	359	162	366	126	457	443	310	2958	5620		
JUNIORS	450	281	174	291	323	375	236	150	345	2619	366	364	354	159	361	123	452	438	305	2917	5536		

Pebble Beach

Monterey, California

Immerse yourself in the mystique of Pebble Beach Golf Links® – one of the game's most beautiful and challenging courses and five-time host of the U.S. Open. Faithfully reproduced in stunning 4K resolution, this latest addition to our FSX Performance Simulation Library lets you experience Jack Neville's masterfully designed links-style course with true-to-life accuracy as you play against the breathtaking backdrop of the Monterey coast.

Scorecard

HOLE	U.S. OPEN Rating 75.5 / Slope 145	PAR	BLUE Rating 74.7 / Slope 143	GOLD Rating 72.6 / Slope 136	WHITE Rating 71.3 / Slope 132	PAR							HANDICAP	RED Rating 71.8 / Slope 129
1	380	4	377	346	332	4							8	309
2	502	4	511	460	428	5							10	360
3	404	4	390	374	334	4							12	282
4	331	4	326	307	295	4							16	253
5	195	3	192	142	130	3							14	112
6	523	5	506	487	467	5							2	387
7	109	3	106	98	94	3							18	90
8	428	4	427	400	373	4							6	361
9	505	4	481	460	435	4							4	333
OUT	3377	35	3316	3074	2888	36								2487

	PLAYER													
10	495	4	446	429	409	4							7	341
11	390	4	373	349	340	4							5	303
12	202	3	201	187	179	3							17	165
13	445	4	403	391	372	4							9	289
14	580	5	572	560	548	5							1	436
15	397	4	396	377	340	4							13	313
16	403	4	401	376	368	4							11	309
17	208	3	177	170	163	3							15	148
18	543	5	543	532	509	5							3	458
IN	3663	36	3512	3371	3228	36								2762
TOT	7040	71	6828	6445	6116	72								5249
	HANDICAP												Please Keep 4:30 Pace of Play	
	NET SCORE													
	DATE			SCORER					ATTEST					

Special Note: The Pebble Beach Resort courses are irrigated with reclaimed water.

BlueGolf

Portmarnock Golf Club

Portmarnock, Ireland



A beautiful links-style course, Portmarnock Golf Club sits on the narrow tongue of a shallow dune along Ireland's east coast, making it as challenging as it is beautiful. Faithfully reproduced in stunning 4K resolution, see for yourself why it ranks as one of the best and most beloved courses in Northern Europe.

Scorecard

PORTMARNOCK, DUBLIN

Hole	Blue	White	Green	Men's Par	Stroke Index	Women's Par	Stroke Index
1	417	397	381	4	11	4	11
2	411	360	343	4	15	4	15
3	398	377	372	4	13	4	13
4	474	441	435	4	1	4	1
5	442	385	371	4	5	4	5
6	603	583	564	5	9	5	9
7	184	171	157	3	17	3	17
8	427	378	362	4	7	4	7
9	454	417	408	4	3	4	3
OUT	**3810**	**3509**	**3393**	**36**		**36**	
10	370	364	355	4	8	4	8
11	428	414	404	4	6	4	6
12	177	148	129	3	16	3	16
13	565	549	538	5	14	5	14
14	411	387	375	4	2	4	2
15	204	190	176	3	12	3	12
16	577	527	512	5	18	5	18
17	472	445	432	4	4	4	4
18	452	393	387	4	10	4	10
IN	**3656**	**3417**	**3308**	**36**		**36**	
OUT	**3810**	**3509**	**3393**	**36**		**36**	
TOTAL	**7466**	**6926**	**6701**	**72**		**72**	

Royal Troon

Troon, Scotland

One of the greatest and most renowned links courses in Scotland, Royal Troon never fails to challenge the skills of even the most seasoned player. This nine-time Open Championship host has deep rough interspersed with gorse and broom that demand uncanny accuracy with each and every shot.

Scorecard

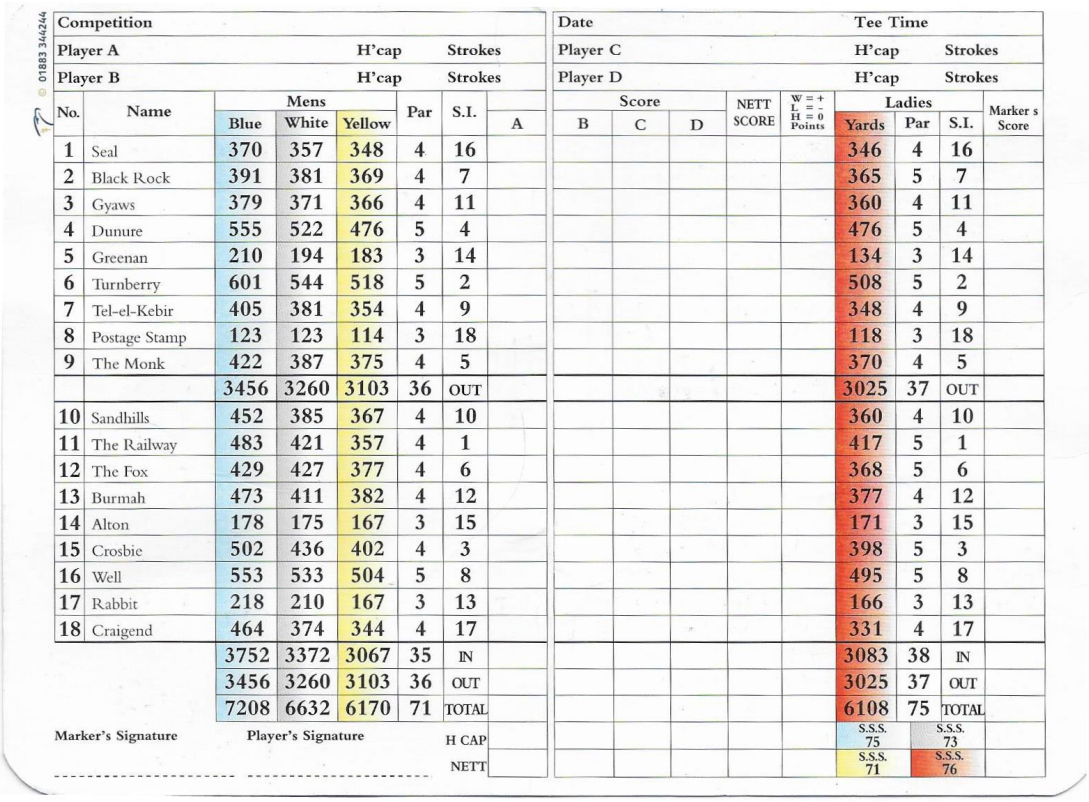

Competition								Date					Tee Time			
Player A				H'cap		Strokes		Player C					H'cap		Strokes	
Player B				H'cap		Strokes		Player D					H'cap		Strokes	
No.	Name	Mens Blue	Mens White	Mens Yellow	Par	S.I.	A	Score B	Score C	Score D	NETT SCORE	W = + L = + H = 0 Points	Ladies Yards	Ladies Par	Ladies S.I.	Marker s Score
1	Seal	370	357	348	4	16							346	4	16	
2	Black Rock	391	381	369	4	7							365	5	7	
3	Gyaws	379	371	366	4	11							360	4	11	
4	Dunure	555	522	476	5	4							476	5	4	
5	Greenan	210	194	183	3	14							134	3	14	
6	Turnberry	601	544	518	5	2							508	5	2	
7	Tel-el-Kebir	405	381	354	4	9							348	4	9	
8	Postage Stamp	123	123	114	3	18							118	3	18	
9	The Monk	422	387	375	4	5							370	4	5	
		3456	3260	3103	36	OUT							3025	37	OUT	
10	Sandhills	452	385	367	4	10							360	4	10	
11	The Railway	483	421	357	4	1							417	5	1	
12	The Fox	429	427	377	4	6							368	5	6	
13	Burmah	473	411	382	4	12							377	4	12	
14	Alton	178	175	167	3	15							171	3	15	
15	Crosbie	502	436	402	4	3							398	5	3	
16	Well	553	533	504	5	8							495	5	8	
17	Rabbit	218	210	167	3	13							166	3	13	
18	Craigend	464	374	344	4	17							331	4	17	
		3752	3372	3067	35	IN							3083	38	IN	
		3456	3260	3103	36	OUT							3025	37	OUT	
		7208	6632	6170	71	TOTAL							6108	75	TOTAL	
Marker's Signature		Player's Signature				H CAP							S.S.S. 75		S.S.S. 73	
						NETT							S.S.S. 71		S.S.S. 76	

© 01883 344244

Saxe Gotha

Set in Germany

Saxe Gotha is a fantasy course set against a stunning German mountain backdrop. Rolling fairways are flanked by colorful trees and a meandering river forces players of all skill levels to bring out every club in their bag. Saxe Gotha is a test for the skills and a treat for the eyes, culminating in a finish at the foot of a towering gothic-era castle.

Scorecard

Spring City Lower Course

Kunming, China

A short drive from bustling Kunming, China, the Spring City Lower Course is as much a feast for the eyes as it is a test of skill. Narrow fairways, crisscrossing trenches, and green terraces are all part of the terrain that make this course as challenging as it is gorgeous. When the shots require extra contemplation, players can stop and enjoy views of Yang Zonghai Lake.

Scorecard

HOLE	1	2	3	4	5	6	7	8	9	OUT	10	11	12	13	14	15	16	17	18	IN	TOT	HCP	NET
BLACK	552	434	434	221	379	440	371	173	477	3474	190	614	404	424	219	386	555	425	449	3662	7136		
BLUE	521	408	370	182	355	403	344	133	475	3186	158	557	362	387	187	356	535	394	421	3353	6539		
WHITE	488	333	364	132	325	359	312	110	429	2847	158	557	326	359	187	331	500	360	375	3146	5993		
HANDICAP	5	11	7	15	1	9	13	17	3		16	14	8	6	18	10	4	2	12				
PLAYER 1										0										0	0	0	0
PLAYER 2										0										0	0	0	0
PAR	5	4	4	3	4	4	4	3	5	36	3	5	4	4	3	4	5	4	4	36	72		
PLAYER 3										0										0	0	0	0
PLAYER 4										0										0	0	0	0
RED	427	305	319	108	296	285	275	95	362	2466	120	440	311	322	151	308	455	329	337	2769	5235		

Teton Pines Resort and Country Club

Jackson Hole, Wyoming

Scorecard

HOLE	1	2	3	4	5	6	7	8	9	OUT	10	11	12	13	14	15	16	17	18	IN	TOT	HCP	NET
BLACK	444	609	205	408	423	426	634	184	437	3765	572	412	202	463	518	443	197	333	472	3607	7372		
BLUE	411	579	181	381	389	396	601	161	406	3499	560	394	182	415	495	412	168	333	421	3374	6873		
WHITE	379	537	159	364	351	375	559	146	383	3247	522	344	155	390	472	366	150	291	379	3064	6311		
HANDICAP	9	3	15	7	11	5	1	17	13		10	12	6	8	18	2	14	16	4				
PLAYER 1										0										0	0	0	0
PLAYER 2										0										0	0	0	0
PLAYER 3										0										0	0	0	0
PAR	4	5	3	4	4	4	5	3	4	36	5	4	3	4	5	4	3	4	4	36	72		
PLAYER 4										0										0	0	0	0
PLAYER 5										0										0	0	0	0
GREEN	366	517	137	344	345	331	529	130	360	3052	480	332	128	347	465	351	132	271	338	2839	5891		
RED	314	472	103	339	318	328	524	98	324	2815	476	304	109	307	430	281	120	253	338	2614	5429		

Willow Crest Golf Club

Oak Brook, Illinois

Scorecard



HOLE	1	2	3	4	5	6	7	8	9	OUT	10	11	12	13	14	15	16	17	18	IN	TOT	Rating/Slope
Championship	390	552	165	409	525	182	363	170	443	3199	417	596	405	196	531	147	373	433	177	3275	6474	71.1/132
White	371	538	133	391	499	171	343	145	424	3015	399	569	381	163	506	134	351	415	152	3070	6085	69.0/127
Men's Handicap	9	5	17	7	1	13	11	15	3		8	2	10	16	4	18	12	6	14			
Par	4	5	3	4	5/4	3	4	3	4	35/34	4	5	4	3	5	3	4	4	3	35	70/69	HCP NET
Red	324	440	116	338	358	146	303	128	377	2530	366	505	326	149	442	116	309	371	128	2712	5242	70.2/122
Ladies' Handicap	9	1	17	7	5	15	11	13	3		8	2	10	16	4	18	12	6	14			

Scorer: Attest: Date: 4/2010